

# Diversity Update 2021

November 2021

[apir.wisc.edu/diversity/diversity-forum](http://apir.wisc.edu/diversity/diversity-forum)

# Percent Enrollment of Students of Color



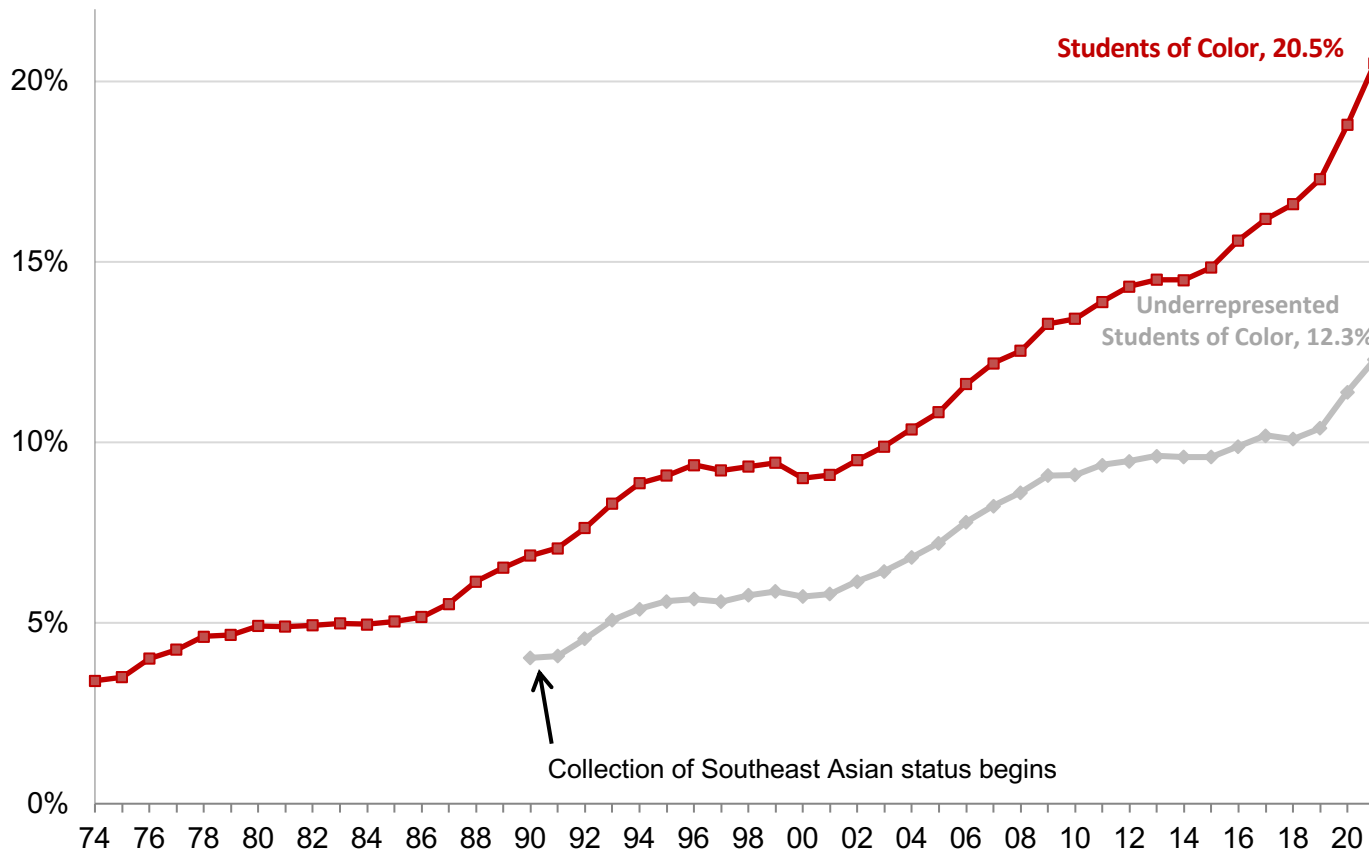
**WISCONSIN**  
UNIVERSITY OF WISCONSIN-MADISON

[apir.wisc.edu/diversity/diversity-forum](http://apir.wisc.edu/diversity/diversity-forum)

**Students of Color as a Percentage of All Students (All Levels)**

**From 2012 to 2021**

- 6.2 percentage point increase in enrollment of students of color
- 2.0 percentage point increase in enrollment



Targeted Minorities include Black/African American, Native American, Hispanic/Latino/a, Southeast Asian (Cambodians, Laotians, Vietnamese, and Hmong). Minorities include targeted minorities as well as Other Asians and Native Hawaiians. International students are not counted for targeted minority/minority calculations.

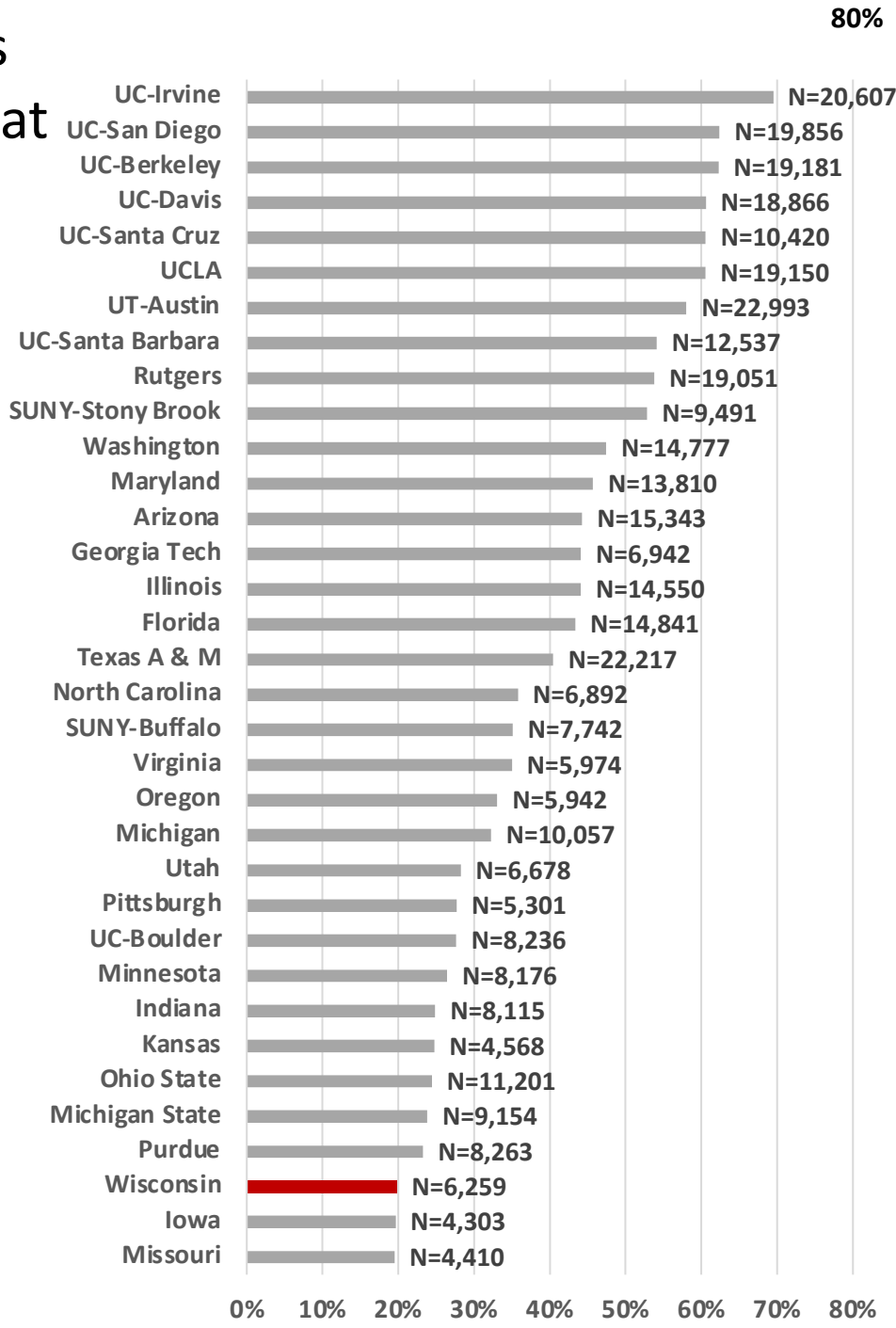
# Percent of Undergraduates who are Students of Color at Major Public Research Institutions, Fall 2020

Average Percent Students of Color for Major Public Research Institutions: 40%

2 Major Public Research Institutions have a lower percent of students of color than UW-Madison.

6 Major Public Research Institutions have a smaller number of students of color than UW-Madison.

Source: IPEDS Fall Enrollment, Fall 2020



Peer Enrollments of Students of Color



# Percent of Undergraduates who were Pell Recipients at AAU Public Institutions, 2019-20

Pell Grants are federally funded grants for students with high financial need. This indicator is a proxy for low-income student enrollments.

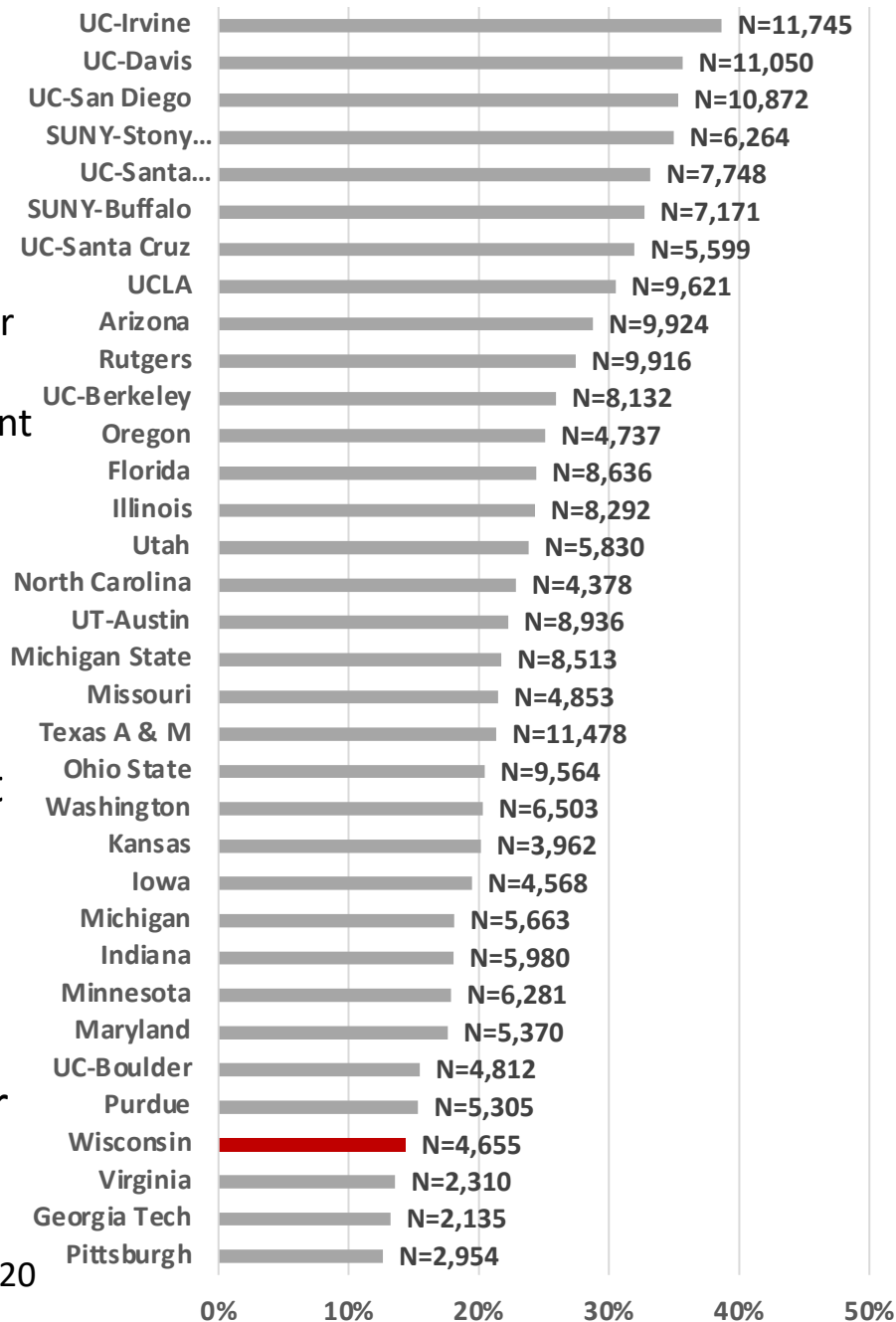
Average percent Pell recipients for AAU public institutions: 24%

3 Major Public Research Institutions have a lower percent of Pell recipients than UW-Madison.

6 Major Public Research Institutions have a lower number of Pell recipients than UW-Madison.

Source: IPEDS Student Financial Aid Data, 2019-20

[apir.wisc.edu/diversity/diversity-forum](http://apir.wisc.edu/diversity/diversity-forum)



50%

Peer Enrollments of Pell Grant Recipients



# Fall 2020 Undergraduate Participation in Academic Support Communities

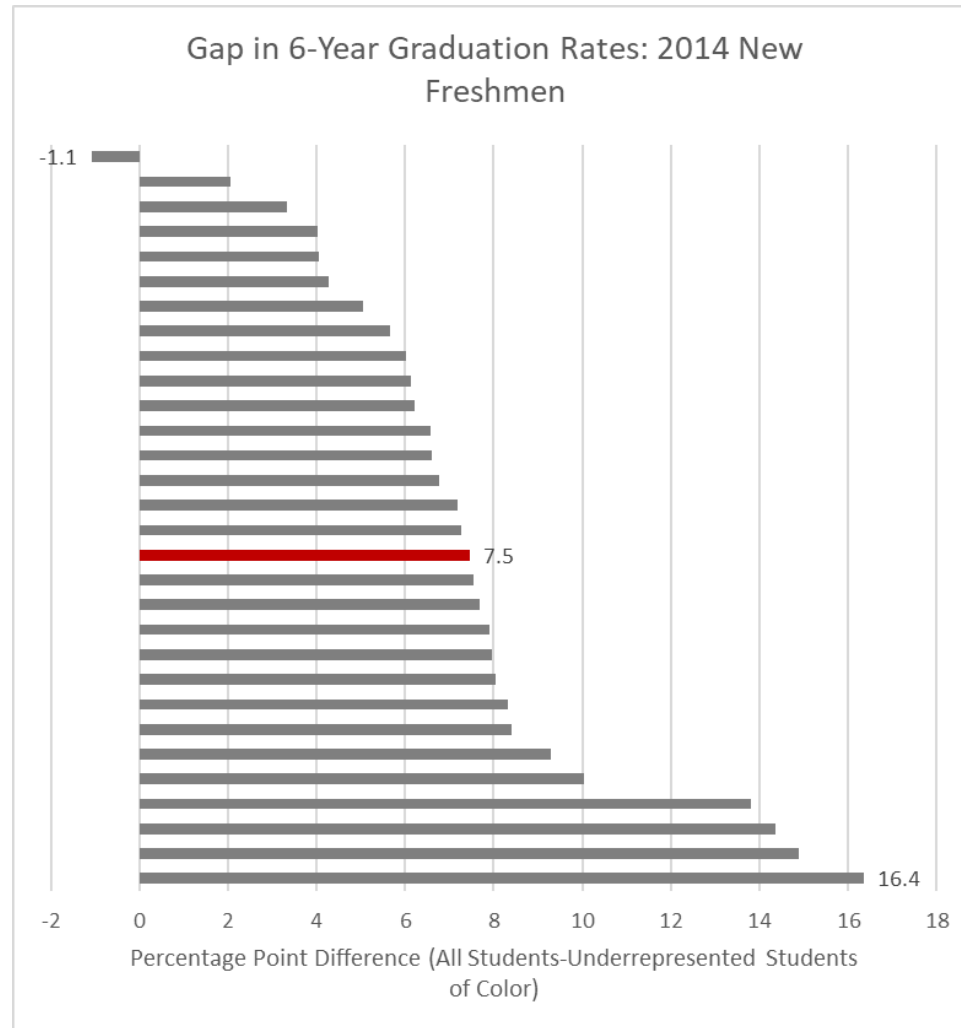


[apir.wisc.edu/diversity/diversity-forum](http://apir.wisc.edu/diversity/diversity-forum)

Academic Support Community	Total Participants	Underrepresented Students of Color*	Male	Wisconsin Resident	First Generation	Pell Grant Eligible
Center for Educational Opportunity (CEO)	500	65%	29%	76%	88%	72%
PEOPLE	447	82%	34%	99%	69%	63%
Posse	171	85%	46%	0%	52%	49%
First Wave	42	69%	31%	19%	26%	40%
Mercile J Lee Scholarship Program	515	88%	38%	58%	35%	28%
Center for Academic Excellence (CAE)	326	82%	29%	74%	76%	70%
All Undergraduates	33,506	13%	47%	53%	19%	15%

\*Underrepresented students of color (UW System definition) includes domestic students who identify as Black/African American, American Indian/Alaska Native, Hispanic/Latino/a, Southeast Asian (Cambodian, Laotian, Vietnamese, and Hmong).

# Graduation Rate Difference, UW-Madison Compared to Other Major Public Research Universities



- Underrepresented students of color at major research universities graduated on average at rates 9.3 percentage points lower than all students at major research universities (based on data for 2014 entrance cohorts, measured in fall 2021).
- In the same year, UW-Madison's underrepresented students of color graduated at rates 7.5 points lower than all students.
- For the most recent year (2015 cohort, measured in fall 2021), UW-Madison's gap is 5.9 percentage points for underrepresented students of color (83.2% graduation rate) compared to all students.

Selected Institutions, CSRDE data, sorted from lowest to highest overall graduation rate gap. This represents the most recent peer comparison data available. Underrepresented students of color are based on the national standard reporting categories for race/ethnicity and include domestic students who identified as: African American/Black, Hispanic/Latino(a), American Indian/Alaska Native, Native Hawaiian/Other Pacific Islander.

# Women Full-Time Tenure/Tenure Track Faculty as a Percent of Total Full-Time Tenure/Tenure Track Faculty at AAU Public Institutions, Fall 2020

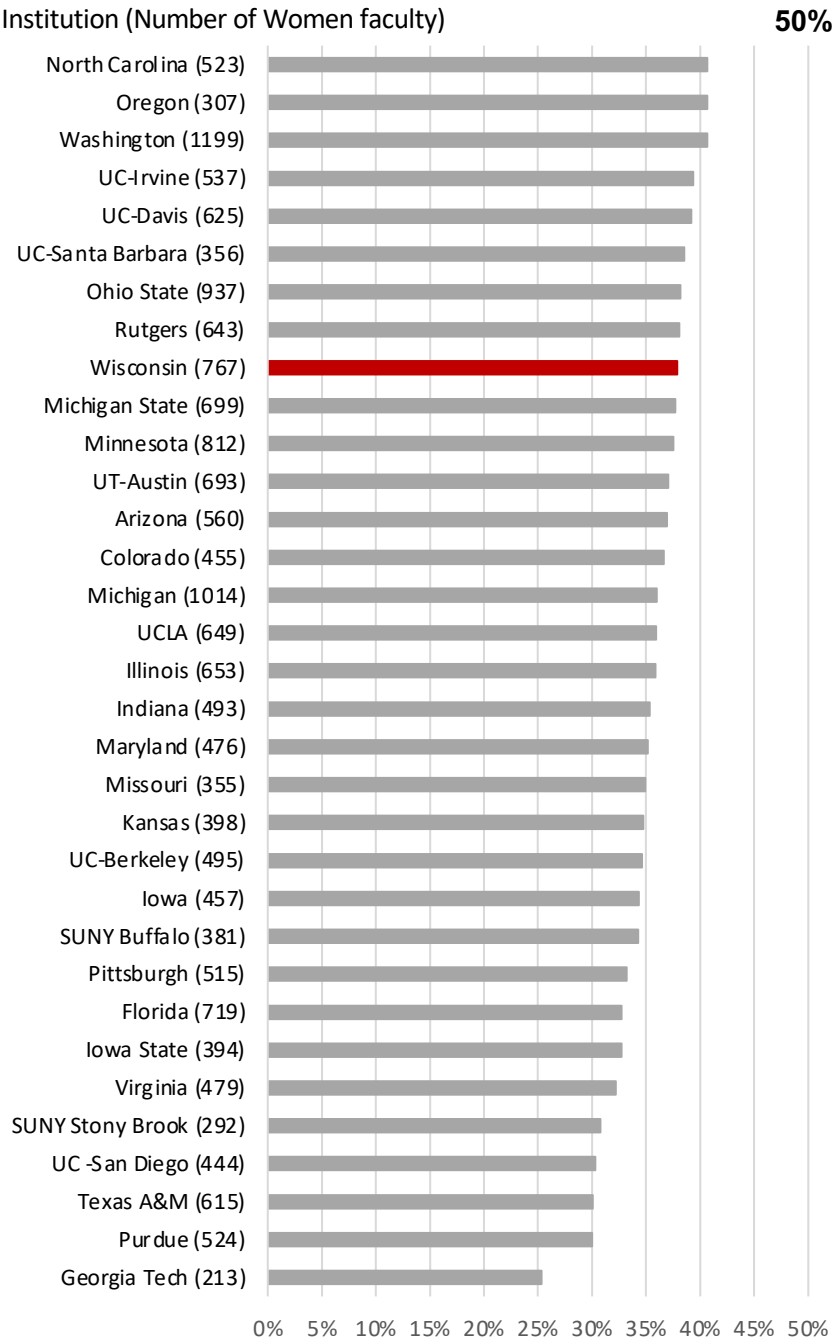
Average percent women faculty for AAU public institutions: 35.6%

UW-Madison: 37.9%

28 AAU public institutions have a lower number of women tenure/tenure track faculty.

Source: IPEDS Fall HR 2020

[apir.wisc.edu/diversity/diversity-forum](http://apir.wisc.edu/diversity/diversity-forum)



Peer Comparisons for Faculty Diversity



# Faculty of Color Full-Time Tenure/Tenure Track Faculty as a Percent of Total Full-Time Tenure/Tenure Track Faculty at AAU Public Institutions, Fall 2020

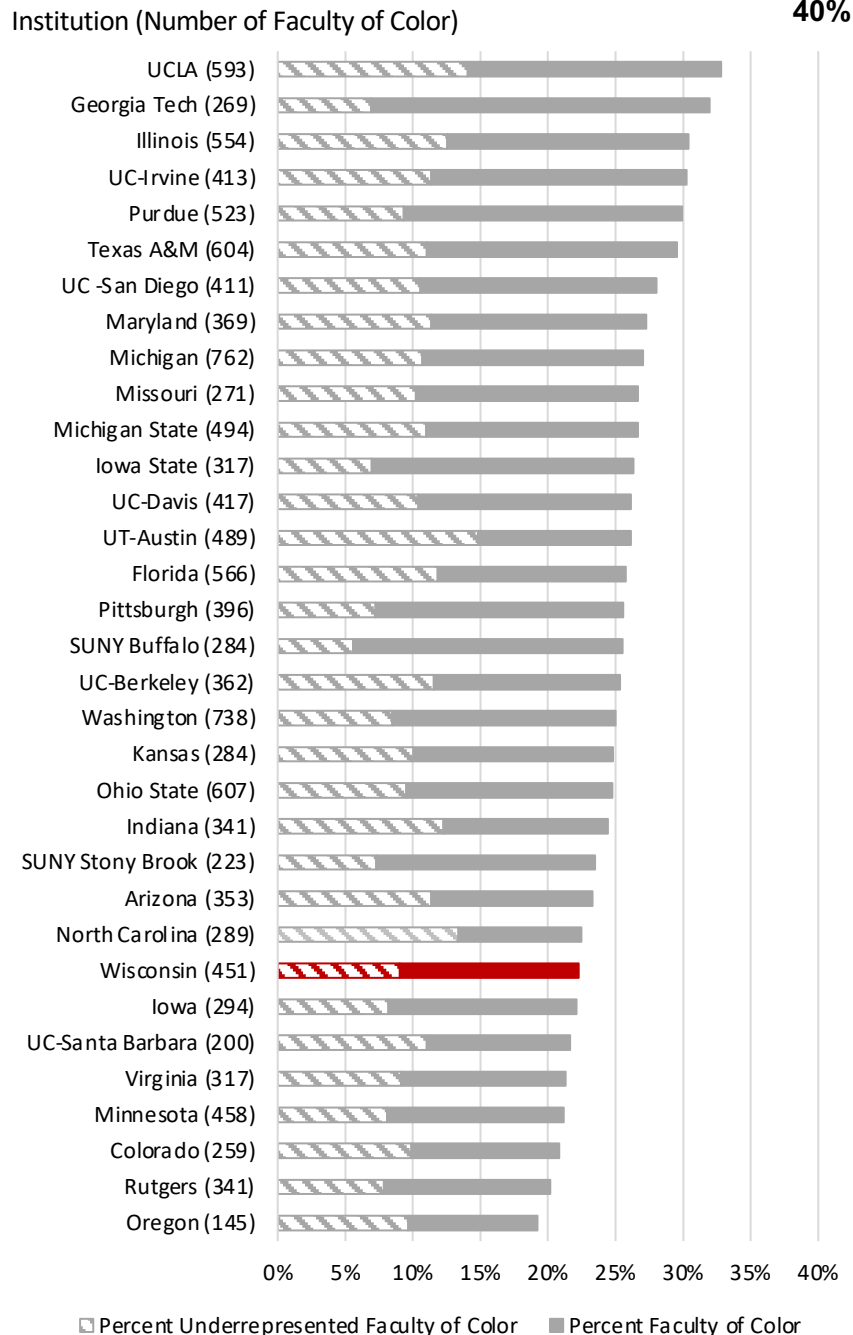
Average percent faculty of color for AAU public institutions: 25.6%

UW-Madison: 22.3%

21 AAU public institutions have a lower number of minority tenure/tenure track faculty.

Source: IPEDS Fall HR 2020

[apir.wisc.edu/diversity/diversity-forum](http://apir.wisc.edu/diversity/diversity-forum)



Peer Comparisons for Faculty Diversity

